


Home Learning

Year 1

Date: Friday 3rd May



Gospel Value-Courage

Class News

PLEASE NOTE THAT THIS NEWSLETTER IS ACCESSIBLE ON THE SCHOOL WEBSITE IN THE YEAR 1 SECTION MAKING IT EASIER FOR YOU TO ACCESS ANY HYPERLINKS.

A Good Week

In English, we're continuing to work on the story of 'The Everywhere Bear' by Julia Donaldson and are using it to develop our oracy and writing skills. The children are now composing their own versions of the story. If you'd like to share an online version of the story, please go to:

<https://www.youtube.com/watch?v=RkjQe6Gz1Ak>

In RE the children have been learning about Ascension Day and had fun earlier this week making doves to symbolize The Holy Spirit.

Phonics Screening

Please find below a link to the Department for Education website that details information about the Phonics Screening that takes place in June.

https://assets.publishing.service.gov.uk/media/6493f867831311000c296124/Information_for_parents_-_2023_phonics_screening_check.pdf

Here is a link to access past phonic check resources:

<https://www.gov.uk/government/collections/national-curriculum-assessments-practice-materials#phonics-screening-check-resources>

Maths Challenge - The 99 Club

The children are continuing to work hard on their weekly Maths challenge. We're so proud of the way they are applying their addition skills to develop number fluency.

Read, Write Inc. Groups

This week the children have been issued their weekly reading books and their online Oxford Reading Owl Book. Please can you ensure that your child's reading books are in school on a **Wednesday** as this is the day when we will continue to change the children's books.

Please note that we continue to assign online reading books every week on Oxford Reading Owl. We ask that you continue to read regularly with your child and to record the reads in the yellow reading record book.

Times Table Rock Stars

Please note that the 5 times table and 10 times table are now accessible on Times Table Rock Stars. Please check your log in details in your child's reading record book.

Words of the Week

Every day we have a word of the day that we discuss as a class to help the children develop their vocabulary. This week our words have been:

answer	boil	coast	echo
--------	------	-------	------

Please take time to discuss these words with your child.

Perhaps you could ask your child to place the word into a sentence to help them understand it in context.

RHE

Next week in Relationships and Health Education, we're continuing to focus on Online Safety.

Through a story about Freddy Teddy learning to use a new device, this session will serve as an introduction to the internet and how we use it – in ways that can be both positive and negative.

Following on from learning about what the internet actually is, we'll introduce the children to some rules to help them stay safe whilst using the internet – especially whilst playing games.

Phonics Games












Sometimes in class we play phonics games. To help strengthen your child's reading skills you might like to look at these games available on:




















<https://www.phonicsplay.co.uk/resources>

Home Learning Tasks

<u>Reading</u>	<u>Times Table Rock Stars</u>	<u>Spellings/Phonics</u>
<p>Please read at least 5x over the week.</p> <p>Please remember to write in their reading journals so we can count their reads.</p> <p>Remember that in their daily phonics lessons the children participate in reading activities.</p>	<p>Have fun working on counting in 10s and the 10 times table and on counting in 5s and the 5 times table.</p> <p>To help your child with the games online, when children are presented with 2X10 for example, you could ask your child to count in 10s, perhaps presenting them with 2 wooden blocks or drawing 2 long lines to represent 10.</p> <p>The children are very experienced in counting in 10s and also in 5s. Have fun.</p>	<p>The children who have purple RWI reading books have continued learning the Set 3 Sounds detailed below. Please revisit all Set 2 sounds and the Set 3 sounds..</p>

ay  may I play?	ee  what can you see?	igh  fly high	ow  blow the snow	oo  poo at the zoo
oo  look at a book	ar  start the car	or  shut the door	air  that's not fair	ir  whirl and twirl
			ou  shout it out	oy  toy for a boy

Set 2 sounds

ea  cup of tea	oi  spoil the boy				
a-e  make a cake	i-e  nice smile	o-e  phone home	u-e  huge brute	aw  yawn at dawn	
are  care and share	ur  nurse with a purse	er  a better letter	ow  brown cow	ai  snail in the rain	
oa  goat in a boat	ew  chew the stew	ire  fire, fire!	ear  hear with your ear	ure  sure it's pure	

Set 3 sounds