


# Home Learning

## Year 1



Date: Friday 15th March

### Gospel Value-Integrity

#### Class News

**PLEASE NOTE THAT THIS NEWSLETTER IS ACCESSIBLE ON THE SCHOOL WEBSITE IN THE YEAR 1 SECTION MAKING IT EASIER FOR YOU TO ACCESS ANY HYPERLINKS.**

#### Amazing Assessments

This week the children tried so hard with their assessments in Maths and English. We were so impressed with their efforts. Well done everyone.

#### Maths Challenge - The 99 Club

The children are continuing to work hard on their weekly Maths challenge. We're so delighted with the way they are applying their addition skills to develop number fluency.

#### Read, Write Inc. Groups

This week the children have been issued their weekly reading books and their online Oxford Reading Owl Book. Please can you ensure that your child's reading books are in school on a **Wednesday** as this is the day when we will continue to change the children's books.

Please note that we continue to assign online reading books every week on Oxford Reading Owl. We ask that you continue to read regularly with your child and to record the reads in the yellow reading record book.

#### Times Table Rock Stars

Please note that the 5 times table and 10 times table are now accessible on Times Table Rock Stars. Please check your log in details in your child's reading record book.

#### Words of the Week

Every day we have a word of the day that we discuss as a class to help the children develop their vocabulary.

This week our words have been:

angry	calm	edge	fetch	gift
-------	------	------	-------	------

Please take time to discuss these words with your child.

Perhaps you could ask your child to place the word into a sentence to help them understand it in context.

#### Phonics Games

Sometimes in class we play phonics games. To help strengthen your child's reading skills you might like to look at these games available on:



<https://www.phonicsplay.co.uk/resources>

#### Songs

If you enjoyed the songs we sang in last week's class assembly, here are the links for them:

BRAND NEW DAY- <https://www.youtube.com/watch?v=qKy54w1wg5E>


















MAGIC PENNY- <https://www.youtube.com/watch?v=5IGs4YiMq0c>

## Home Learning Tasks

<u>Reading</u>	<u>Times Table Rock Stars</u>	<u>Spellings/Phonics</u>
<p>Please read at least 5x over the week.</p> <p>Please remember to write in their reading journals so we can count their reads.</p> <p>Remember that in their daily phonics lessons the children participate in reading activities.</p>	<p>Have fun working on counting in 10s and the 10 times table and on counting in 5s and the 5 times table.</p> <p>To help your child with the games online, when children are presented with 2X10 for example, you could ask your child to count in 10s, perhaps presenting them with 2 wooden blocks or drawing 2 long lines to represent 10.</p> <p>The children are very experienced in counting in 10s and also in 5s. Have fun.</p>	<p>The children who have purple RWI reading books have continued learning the Set 3 Sounds detailed below. Please revisit all Set 2 sounds and the Set 3 sounds..</p>

<b>ay</b>  may I play?	<b>ee</b>  what can you see?	<b>igh</b>  fly high	<b>ow</b>  blow the snow	<b>oo</b>  poo at the zoo
<b>oo</b>  look at a book	<b>ar</b>  start the car	<b>or</b>  shut the door	<b>air</b>  that's not fair	<b>ir</b>  whirl and twirl
		<b>ou</b>  shout it out	<b>oy</b>  toy for a boy	

Set 2 sounds

<b>ea</b>  cup of tea	<b>oi</b>  spoil the boy			
<b>ā-e</b>  make a cake	<b>ī-e</b>  nice smile	<b>ō-e</b>  phone home	<b>ū-e</b>  huge brute	<b>aw</b>  yawn at dawn
<b>are</b>  care and share	<b>ur</b>  nurse with a purse	<b>er</b>  a better letter	<b>ow</b>  brown cow	<b>ai</b>  snail in the rain
<b>oa</b>  goat in a boat	<b>ew</b>  chew the stew	<b>ire</b>  fire, fire!	<b>ear</b>  hear with your ear	<b>ure</b>  sure it's pure

Set 3 sounds

