


Home Learning

Year 1



Date: Friday 19th April

Gospel Value-**Integrity**


Class News

PLEASE NOTE THAT THIS NEWSLETTER IS ACCESSIBLE ON THE SCHOOL WEBSITE IN THE YEAR 1 SECTION MAKING IT EASIER FOR YOU TO ACCESS ANY HYPERLINKS.

A Super Start

The children have returned to school with a great attitude and have made a great start to our new learning. In English, we're working on the story of 'The Everywhere Bear' by Julia Donaldson and are using it to develop our oracy and writing skills. If you'd like to share an online version of the story, please go to:

<https://www.youtube.com/watch?v=RkjQe6Gz1Ak>



In History, we learning about The Seaside over Time and have been learning about King George III visiting Weymouth. The children have enjoyed looking at historical sources and we've learned about the way that the King was greeted in Weymouth and how he used his bathing machine when going for a dip!

Phonics Screening

Please find below a link to the Department for Education website that details information about the Phonics Screening that takes place in June.

https://assets.publishing.service.gov.uk/media/6493f867831311000c296124/Information_for_parents_-_2023_phonics_screening_check.pdf

Here is a link to access past phonic check resources:

<https://www.gov.uk/government/collections/national-curriculum-assessments-practice-materials#phonics-screening-check-resources>

Maths Challenge - The 99 Club

The children are continuing to work hard on their weekly Maths challenge. We're so proud of the way they are applying their addition skills to develop number fluency.

Read, Write Inc. Groups

This week the children have been issued their weekly reading books and their online Oxford Reading Owl Book. Please can you ensure that your child's reading books are in school on a **Wednesday** as this is the day when we will continue to change the children's books.

Please note that we continue to assign online reading books every week on Oxford Reading Owl. We ask that you continue to read regularly with your child and to record the reads in the yellow reading record book.

Times Table Rock Stars

Please note that the 5 times table and 10 times table are now accessible on Times Table Rock Stars. Please check your log in details in your child's reading record book.

Words of the Week

Every day we have a word of the day that we discuss as a class to help the children develop their vocabulary.

This week our words have been:

before	argue	castle	draw	fire
--------	-------	--------	------	------

Please take time to discuss these words with your child.

Perhaps you could ask your child to place the word into a sentence to help them understand it in context.

RE

We've been learning about The Easter Story in RE and as part of our work have learned a lively song that you might like to share at home:

<https://www.youtube.com/watch?v=Mlf9jv4pVTM>

RHE

Next week in Relationships and Health Education, we'll be focusing on Online Safety.

Through a story about Freddy Teddy learning to use a new device, this session will serve as an introduction to the internet and how we use it – in ways that can be both positive and negative.

Following on from learning about what the internet actually is, we'll introduce the children to some rules to help them stay safe whilst using the internet – especially whilst playing games.

Phonics Games













Sometimes in class we play phonics games. To help strengthen your child's reading skills you might like to look at these games available on:




















<https://www.phonicsplay.co.uk/resources>

Home Learning Tasks

<u>Reading</u>	<u>Times Table Rock Stars</u>	<u>Spellings/Phonics</u>
<p>Please read at least 5x over the week.</p> <p>Please remember to write in their reading journals so we can count their reads.</p> <p>Remember that in their daily phonics lessons the children participate in reading activities.</p>	<p>Have fun working on counting in 10s and the 10 times table and on counting in 5s and the 5 times table.</p> <p>To help your child with the games online, when children are presented with 2X10 for example, you could ask your child to count in 10s, perhaps presenting them with 2 wooden blocks or drawing 2 long lines to represent 10.</p> <p>The children are very experienced in counting in 10s and also in 5s. Have fun.</p>	<p>The children who have purple RWI reading books have continued learning the Set 3 Sounds detailed below. Please revisit all Set 2 sounds and the Set 3 sounds..</p>

<p>ay</p>  <p>may I play?</p>	<p>ee</p>  <p>what can you see?</p>	<p>igh</p>  <p>fly high</p>	<p>ow</p>  <p>blow the snow</p>	<p>oo</p>  <p>poo at the zoo</p>	<div style="border: 1px solid black; padding: 10px; display: inline-block;">Set 2 sounds</div>
<p>oo</p>  <p>look at a book</p>	<p>ar</p>  <p>start the car</p>	<p>or</p>  <p>shut the door</p>	<p>air</p>  <p>that's not fair</p>	<p>ir</p>  <p>whirl and twirl</p>	
<p>ou</p>  <p>shout it out</p>		<p>oy</p>  <p>toy for a boy</p>			

<p>ea</p>  <p>cup of tea</p>	<p>oi</p>  <p>spoil the boy</p>				<div style="border: 1px solid black; padding: 10px; display: inline-block;">Set 3 sounds</div>
<p>a-e</p>  <p>make a cake</p>	<p>i-e</p>  <p>nice smile</p>	<p>o-e</p>  <p>phone home</p>	<p>u-e</p>  <p>huge brute</p>	<p>aw</p>  <p>yawn at dawn</p>	
<p>are</p>  <p>care and share</p>	<p>ur</p>  <p>nurse with a purse</p>	<p>er</p>  <p>a better letter</p>	<p>ow</p>  <p>brown cow</p>	<p>ai</p>  <p>snail in the rain</p>	
<p>oa</p>  <p>goat in a boat</p>	<p>ew</p>  <p>chew the stew</p>	<p>ire</p>  <p>fire, fire!</p>	<p>ear</p>  <p>hear with your ear</p>	<p>ure</p>  <p>sure it's pure</p>	