

Year 1

2023-2024



Putting you in the picture...

When the children leave Reception they reach the end of Foundation Stage. Year 1 marks the beginning of Key Stage 1. The children then stay in Key Stage 1 during Year 1 and Year 2. At the end of Year 1, in June, the children have the Statutory Phonics Screening and at the end of Year 2 they have the Key Stage 1 SATs.



Our Timetable

Timetable - YEAR 1 – Autumn 1

2023-24

	8.40-8.55 8.55-9.05	9.05-9.30	9.30-10	10-10.30	10.30-10.45	10.45-11.40	11:40 11.45 - 12:40	12.40-1.00	1.00-2.00	2.00-3.00	3.00-3.15	
Mon	R E B I S I T E A N D P R A Y E R S E A R L Y B I D A C T I V I T I E S	Liturgy 9.05-9.30	RWI		Snack/Playtime	Maths	11.40-Prayers LUNCH TIME	Prayers Change for PE	1-2.00 PE and dressing	2-2.10pm Snack/story 2:10-2.40 RE	2.40-3.10 RHE/ PSHE	Prep for home and RHE/PSHE
Tue		RWI 9.05-9.55		English 9:55 – 10:30		Maths		Prayers 12:45-1:15 RE	1.15-2.00 Science	2.00-2.10 Snack 2.10-3.00 Art	Prep for home Story	
Wed		RWI 9.05-9.55		English 9:45 – 10:30		Maths		Prayers Change for PE	1.00-2.00 PE with Julien	2-2.10pm Snack/dressing 2:10-2.40 RE	2.40-3.10 Music or Assembly	Prep for home and Music
Thu		RWI 9.05-9:35		English 9:35 – 10:30		Maths		Prayers 12:45-1:15 RE	1.15-2.00 IT	2.00-2.10 Snack 2.10-3.00 CP or Mass	Prep for home Story	
Fri		RWI 9.05am-9:35		English 9:35– 10.20 Friday Review Time		Maths		Prayers	1.00-2.00 Geography/History	2.00-2.30 RE Chapel time	2.30-Snack 2.40 Gospel Value Reflection	Prep for home Story

This term's planning...

Autumn Term – 5th September – 15th December 2023

	Week 1	Week 2	Week 3	Week 4	Week 5	Week 6	Week 7	Week 1	Week 2	Week 3	Week 4	Week 5	Week 6	Week 7
Events														
English <i>Inc. SPAG</i>	Narrative <i>Punctuation-separating of words using spaces.</i>				Narrative <i>Punctuation-introduction of capital letters and full stops.</i>			Non-fiction <i>Word Structure-Noun suffixes-dog/dogs</i>		Non-fiction <i>Word structure-Verb suffixes-help/helps/helped</i>		Letter <i>Punctuation-Capital letters for Names</i>		Acrostic poems <i>Word Structure-Adjective focus</i>
Maths	Unit 1: Numbers to 10				Unit 2: Part-whole within 10		Unit 3 Addition within 10	Unit 3: Addition within 10	Unit 4 Subtraction within 10					
RE	Domestic Church Topic -Family				Judaism Abraham and Moses	Baptism/Confirmation Topic -Belonging		Baptism/Confirmation Topic -Belonging	Advent & Christmas Topic -Waiting DIOCESAN ASSESSMENT					
Science	Biology: Plants							Biology/Physics: Seasonal Changes						
History	Toys through Time													
Geography								Here I am-Immediate Locality						
PE	Team Building Games							Dance						
Art	Drawing and Painting-Self Portraits													
DT								Food-Fruit and Vegetables						
Computing	Computing Systems and Networks-Improving Mouse Skills							Programming 1-Algorithms unplugged						
Music	Musical Vocabulary-Under the Sea							Pulse and Rhythm-All about me						
PSHE/RHE	Module 1-Created and Loved By God Religious Understanding Me, My Body, My Health							Module 1-Created and Loved By God Emotional Wellbeing Life Cycles						

New this year...

<https://play.ttrockstars.com/auth/school/student>



In the back of your child's reading record book you'll find the log in information you'll need.

In order to help the children learn to count in 10s, 5s and 2s and to work on learning their times tables, you'll have access to Times Table Rockstars.

Working with your child, you'll be able to practice maths skills whilst having fun creating characters and working for rewards.

New this year...

<https://www.oxfordowl.co.uk/>



In order to help your child practice their reading, please make use of this resource and continue to record every time you read with your child in their reading record book. We will continue to count the reads for our Reading Reward certificates and badges.

In order to help the children learn to read, as well as giving them a Read, Write, Inc. book on a Wednesday as well as 2 reading for pleasure books, this year we will assign weekly books via the Oxford Reading Owl Website.

Why read for 20 minutes a day?

CHILD A

reads 20 minutes
per day

hears 1,800,000
words per year

scores in the
90th percentile on
standardized tests

CHILD B

reads 5 minutes
per day

hears 282,000
words per year

scores in the
50th percentile on
standardized tests

CHILD C

reads 1 minute
per day

hears 8,000
words per year

scores in the
10th percentile on
standardized tests

Please note that every Friday, the home learning will be issued via a letter and will also be uploaded on the School website.

This way you will not miss any class news or learning tasks for your child.

<http://www.staugustines.dorset.sch.uk/website/>

<h1>Home Learning</h1>	<h2>Year 1</h2>	
	Date: Friday 8 th September	

Gospel Value-*Kindness*
Catholic Virtue-*Faith*

Class News

Please note that every week this will be the box containing important information about class events and reminders.

It has been a wonderful week! The children have coped very well with the transition into Year 1 and have been very quick to learn our new routines. Seeing them cooperate well and work so hard has been a joy. So far in Year 1 we have:

Recapped some of our Set 2 Sounds in Phonics-See resources below.

Started our English storytelling work linked to Goldilocks.

Worked on counting, grouping and representing numbers to 10.

Recapped our number bonds to 10.

Started to learn about pace in Music.

Started to discuss seasonal change and to find wild flowers in science.

Started work in RE about the way that our families show love and care.

In PE we have started working in pairs and on learning to work as a team. We really have been busy.


In preparation for next week we ask for your support...

- On Friday 15th September, please could you give your child a toy to bring in. The toys will be returned that day. We will use these toys to help us with our History work as we start to look at toys and during this unit of work, will compare them to toys our grandparents played with.
- Our PE days this term are Mondays and Wednesdays. Please make sure your child's kit is in school and that all items are named. This includes their PE shoes please.
- Please remember to send the reading record in and as from next week, we will continue to send home your child's reading books on a Wednesday.
- On Thursday 14th September in the Year 1 classroom after school, we ask you to collect your child as normal and then walk up to the main entrance of the school where we will invite you in for the 'Meet the Teacher' Meeting. This meeting will involve a Powerpoint Presentation which will detail some of the learning that your child will engage in during the coming year. After the meeting, the Presentation will be placed on the school website for you to revisit or to look at if you can't attend in person. Also, every week, you will receive a copy of the home learning letter and this too, will also be placed on the website. This ensures that you don't miss out on important class information.

In Relationships and Health Education next week, the children will learn that we are created individually by God and that we can give thanks to God in different ways.

Home Learning Tasks		
Reading	Times Table Rock Stars	Spelling/Phonics
Please read at least 5x over the week. Remember that from next Wednesday your child will start bringing home their books. Please remember to write in their reading journals so we can count their reads. Remember that in their daily phonics lessons the children participate in reading activities.	Very soon we will be sending out Log In information related to our online learning platform, Times Table Rock Stars which allows the children to practice their times tables. Children in Year 1 practise counting in 10s and progress to counting in 5s and 2s. It's very exciting so please watch this space for further information.	Every week we will detail the sounds the children have been recapping or have been introduced to during their phonics lessons. Please see the sounds we have focused on this week and once your child has read them with you, dictate a simple sentence for them to write containing some of the words listed and also ask them to practice handwriting the words.

Speed Sounds Set 2 ay




ay

Practice reading

play	day
may	way
say	spray

Speed Sounds Set 2 ee



ee

Practice reading

see	three
been	green
seen	sleep

Speed Sounds Set 2 igh



igh

Practice reading

high	night
light	fright
bright	might

Questions?



Year 1

Phonics

Screening



What is phonics?

- Children are taught to read by breaking down words into separate sounds or 'phonemes'. They are then taught how to blend these sounds together to read the whole word.
- Children have a 30mins phonics lesson each day and they are encouraged to use these strategies to read and write in other lessons.
- There are around 40 different sounds.



Simple Speed Sounds

Consonant sounds - stretchy

f	l	m	n	r	s	v	z	sh	th	ng
										nk

Consonant sounds - stretchy

b	c	d	g	h	j	p	qu	t	w	x	y	ch
	k											

Vowel sounds - stretchy

a	e	i	o	u	ay	ee	igh	ow
---	---	---	---	---	----	----	-----	----

Vowel sounds - stretchy

Vowel sounds - stretchy

oo	oo	ar	or	air	ir	ou	oy
----	----	----	----	-----	----	----	----

Complex Speed Sounds

Consonant sounds

f	l	m	n	r	s	v	z	sh	th	ng
ff	ll	mm	nn	rr	ss	ve	zz	ti		nk
ph	le	mb	kn	wr	se		s	ci		
					c		se			
					ce					

b	c	d	g	h	j	p	qu	t	w	x	y	ch
bb	k	dd	gg		g	pp		tt	wh			tch
	ck				ge							
	ch				dge							


Vowel sounds

a	e	i	o	u	ay	ee	igh	ow
	ea				ā-e	y	i-e	ō-e
					ai	ea	ie	oa
						e	i	o
							y	

oo	oo	ar	or	air	ir	ou	oy	ire	ear	ure
ū-e			oor	are	ur	ow	oi			
ue			ore		er					
ew			aw							
			au							

Why are the children being screened?

- Every Year 1 child in the country will be taking the phonics screening check in the same week in June.
- The aim of the check is to ensure that all children are able to read by the end of year two.
- This 'midpoint check' will ensure that we have a clear understanding of what the children need to learn in year 2.



What will the children be expected to do?

- The check is very similar to tasks the children already complete during phonics lessons.

- Children will be asked to 'sound out' a word and blend the sounds together.eg d-o-g - dog



- The focus of the check is to see which sounds the children know and therefore the children will be asked to read made up 'nonsense' words.

**Nonsense
Words**

Examples of words:

in

at

beg

sum


ot



vap



osk



ect



How can you help?

- Encourage your child to 'sound out' when reading or writing. Focusing particularly on spotting more unusual sound patterns.

Eg

Digraph- 2 letters making one sound

cow

Trigraphs- 3 letters making one sound

night

Split digraphs- 2 vowels with a consonant in between.
Used to be known as the magic e!

spine - i_e

How can you help?

- Encourage your child to use their sound mat when writing and use their actions to find the sound they need.

- Children can practise their phonics by playing games online. The children particularly like 'Buried Treasure'

- <https://www.phonicsplay.co.uk/>



How can you help?

- **REMEMBER:** Phonics is not the only thing needed to become a fluent reader.
- Please continue to read with your child each night and encourage them to:
 - Sound out
 - Re-read to check it makes sense.
 - Use pictures for clues.
 - Ask questions about the book.
- And most importantly **ENJOY READING!**

