


# Home Learning

## Year 1



Date: Friday 29<sup>th</sup> November

Gospel Value-Peace  
Catholic Virtue-Hope

### Reminders...

#### Infant Nativity Parts and Costumes

The date is for our Nativity this year is Wednesday 11<sup>th</sup> December- at 1.30pm - Y1 & Y2 Parents are most welcome.

We thank you for helping your child with their lines and readings. We have practised this week and can see the hard work the children are putting in,

If you think you will have difficulty sourcing a costume, please let us know as soon as possible so that we can see if we can find something at school for your child.

We thank you in advance for your help and ask that the costumes are brought into school in a **named bag by Monday 9<sup>th</sup> December.**

#### Oxford Reading Owl Books

Last week we issued you with the log in information for your child to access visit their reading books and quizzes online. (For children on the Read, Write, Inc. Scheme)

The website to access is

<https://www.oxfordowl.co.uk/login?active-tab=students>

Every week we will continue to assign an online book (that is in line with their daily reading in school) and you will be able to help your child read it and access online questions to check comprehension. We ask that you write in your child's reading record when you have shared the online book at home. We hope you and your child enjoy this extra excellent reading resource.

#### WOW Slips

Thank you for sharing your child's wow moments with us, the children are so happy to share these wonderful achievements with the class.

**If you ever need any more slips, please let us know and we'll pop them in your child's bookbag.**

#### Reading

We thank you for recording every time you read with your child at home in their yellow book.

The children will receive certificates and badges for reading 30, 60, 100 and 150 times.

We ask that the children's bookbags are in school **every Wednesday** in order for us to give them their new books. We thank you for your support.

## Handwriting and Phonics Support

On the following pages we have provided you with resources to support your child's learning at home.

We ask that you take time to refer to these with your child on a regular basis to help them progress with their learning. If your child can read the 'red' words on the last page, please ask them to try to spell them. Thank you.

## Home Learning Tasks

Reading	Times Table Rock Stars
Please read at least <b>5 times over the week</b> . Remember that from next Wednesday your child will start bringing home their books. Please remember to write in their reading journals so we can count their reads. Remember that in their daily phonics lessons the children participate in reading activities.	Times Table Rock Stars allows the children to practice their times tables. Children in Year 1 practise counting in 10s, 5s and 2s.

## Maths Games

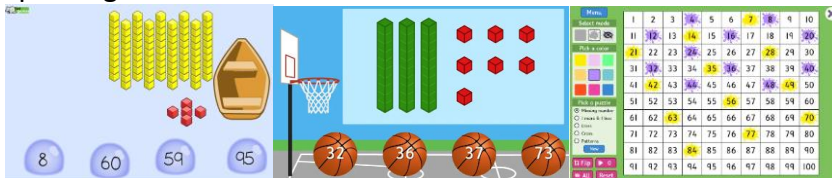
As part of their work on Counting in Tens and understanding Place Value, the children have thoroughly enjoyed the following games. Please have a play at home:

<https://ictgames.com/sharkNumbers/mobile/index.html>

<https://www.topmarks.co.uk/learning-to-count/place-value-basketball>

<https://www.topmarks.co.uk/learning-to-count/paint-the-squares>

Splat square is a teaching tool that you can use at home, especially when working on your child's 2s, 5s and 10 times tables. The children can use the 100 square to 'splat' their multiples of 2s, 5s or 10s and spot the patterns they have made. It's also very good when identifying and splatting odd and even numbers.



## Free Games on Phonics Play-

<https://www.phonicsplay.co.uk/resources>



## Maths Songs

Here are some songs we sing in Maths that you may like to share at home to reinforce your child's understanding,

<https://numberock.com/lessons/adding-doubles/>



<https://numberock.com/lessons/even-and-odd-numbers/>



<https://www.youtube.com/watch?v=4ZPgFfo0l3k>




<https://www.youtube.com/watch?v=8nokRGhevCw&list=PLQ9tM66CfklyxJqDujlZZjJOkqfHaISko&index=6>























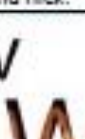





<https://www.youtube.com/watch?v=guNdJ5MtX1A>



<https://www.youtube.com/watch?v=74JhwbsVXQ8>



<p>a</p>  <p>Around the apple and down the leaf.</p>	<p>b</p>  <p>Down the faces to the heel and around the toe.</p>	<p>c</p>  <p>Curly around the caterpillar.</p>	<p>d</p>  <p>Around the dinosaurs bottom, up his tall neck &amp; down to his toes.</p>	<p>e</p>  <p>Lift off the top and scoop out the egg.</p>	<p>f</p>  <p>Down the stem and draw the leaves.</p>
<p>g</p>  <p>Around the girls face, down her hair and give her a curl.</p>	<p>h</p>  <p>Down the head, to his hooves and over his back.</p>	<p>i</p>  <p>Down the body and dot for the head.</p>	<p>j</p>  <p>Down his body, curl, dot for his head.</p>	<p>k</p>  <p>Down the kangaroo's body tail and leg.</p>	<p>l</p>  <p>Down the long leg.</p>
<p>m</p>  <p>Down Maisie, mountain, mountain.</p>	<p>n</p>  <p>Down Nobby and over his net.</p>	<p>o</p>  <p>All around the orange.</p>	<p>p</p>  <p>Down the pirates plait and around his face.</p>	<p>qu</p>  <p>Round her head, up past her earring, down her hair, and flick.</p>	<p>r</p>  <p>Down the robots back and curl over his arm.</p>
<p>s</p>  <p>Slither down the snake.</p>	<p>t</p>  <p>Down the tower, across the tower.</p>	<p>u</p>  <p>Down and under, up to the top and draw the puddle.</p>	<p>v</p>  <p>Down a wing, up a wing.</p>	<p>w</p>  <p>Down, up, down, up.</p>	<p>x</p>  <p>Down the arm and leg, repeat the other side.</p>
<p>y</p>  <p>Down a horn, up a horn and under head.</p>	<p>z</p>  <p>Zig-zag-zig.</p>				

### Phonics

Please continue to practise going over these sounds with your child.

### My Sound Mat



nk

I think I stink



ay

May I play?



ee

What can you see?



igh

Fly high



ow

Blow the snow



oo

Poo at the zoo



oo

Look at a book



ar

Start the car



or

Shut the door



air

That's not fair



ir

Whirl and swirl



ou

Shout it out



oy

Toy from a boy



ea

Cup of tea



oi

Spell the boy

### My Sound Mat



a-e

Make a cake



i-e

Nice smile



o-e

Phone home



u-e

Huge bruise



aw

Yawn at dawn



ur

Nurse with a purse



er

A better letter



ow

Brown cow



ai

Snail in the rain



oa

Goat in a boat



ew

Chew and stew



ire

Fire fire



ear

Hear with your ear



ure

Sure its pure



are

Care and share

Red Words

the  
to  
I  
go  
so  
no

Red Words

of  
all  
are  
her  
was  
they

Red Words

want  
some  
come  
where  
there  
when

---

Red Words

he  
she  
we  
me  
be  
you

Red Words

my  
do  
said  
your  
have  
like

Red Words

what  
by  
why  
does  
now  
who