

Gospel Value: Integrity  
Catholic Virtue: Hope

### Reminders:

- Please make sure your child comes to school wearing their P.E kit on a P.E day. Our P.E days are Wednesday and Thursday.
- Please send the reading record in daily (even when it is not book change day) so that we can record any reading that we do with your child.
- We are really proud of all the children! They all did extremely well in their class assembly! We have also been working really hard this week. We have finished learning about money in Maths, where we have been putting our knowledge to the test by completing 2-step money problems! We have also finished reading our class book, Fantastic Mr Fox and have started our new book, The Giraffe and the Pelly and Me by Roald Dahl, which we will look forward to comparing once we have finished it. This week in History, we learned lots about why so many of the buildings during The Great Fire of London burned down so quickly. All we can say is that we are glad lots of things have changed since then!

## Home Learning Tasks









Reading	TTRS	Spellings
<p>If still working on RWI, please read at least 5x over the week. The children will have 2 paper books (1 RWI book and 1 reading of pleasure books).</p> <p>If your child has moved off of Read Write Inc onto Accelerated Reader, please continue to listen to your child read as much as possible.</p> <p>Their login details for Accelerated Reader is now in their Yellow Reading Records.</p> <p>Also please remember to do the quiz when you finish the book at home. Then your child can change their book in school as and when needed.</p> <p>Please find the link below. <a href="https://global-zone61.renaissance-go.com/welcomeportal/1892365">https://global-zone61.renaissance-go.com/welcomeportal/1892365</a></p>	<p>We have handed out your child's login details for TT Rockstars inside their Reading Record. They can now log in at home. The 2, 5 and 10 times tables have been set for them on the "Garage" level.</p> <p>Please complete at least 15 minutes of TTRS.</p>	<p>Learn your spellings and use each word in a sentence.</p>

Spelling rule: Adding -ing, -ed, -er, -est and -y to words of one syllable ending in a single

patting  
 patted  
 humming  
 hummed  
 dropping  
 dropped  
 sadder  
 saddest  
 runner  
 runny

Please help your child to learn all spellings and help them to use each word in a sentence.

Here are some creative ways to help your child learn their spellings.

<p><b>1. ABC Order</b></p>  <p>Write all of your spelling words in alphabetical (ABC) order.</p>	<p><b>2. Word Parts</b></p> <p>Write your words. Then use a coloured pencil to divide the words into syllables.                      e.g. jumping                      caterpillar</p>	<p><b>3. Other Handed</b></p> <p>Write each word 5 times, switching the hand you write it with each time. Say the word as you spell it.</p>	<p><b>4. Vowel Spotlight</b></p> <p>Write your words using one colour for the vowels and another colour for the consonants.                      (vowels: a, e, i, o, u)</p>
<p><b>5. Use Technology</b></p> <p>Type out your spelling words on the computer. Try to use at least 4 different fonts.</p> 	<p><b>6. Pyramid Words</b></p> <p>s                      sp                      spe                      spel                      spell                      spelli                      spelling                      spelling</p> <p>(or make them boat shaped, star, smiley face, etc.)</p>	<p><b>7. "Ransom" Words</b></p> <p>"Write" your words by cutting letters out of a newspaper or magazine and gluing the letters on a piece of paper to spell your words.</p> 	<p><b>8. Rainbow Words</b></p> <p>Write your spelling words with coloured pencils. Make each letter a different colour.</p> 
<p><b>9. Scrambled Words</b></p> <p>Write your words. Then write them again with the letters mixed up. Can you unscramble them again the next day?                      e.g. watch - cwhta</p>	<p><b>10. Silly Sentences</b></p> <p>Write 3 or more sentences that use all your spelling words.</p> 	<p><b>11. Prefixes and Suffixes</b></p> <p>Underline the prefixes and suffixes in the words you are learning. Make sure you know what they mean.                      e.g. <u>im</u>portant                      happ<u>ness</u></p>	<p><b>12. Word Search</b></p> <p>Create your own word search with your spellings. Show the answers to your puzzle in a different colour.</p> 
<p><b>13. Flashcards</b></p> <p>Make and practice with flashcards. Put the word on one side and definition (meaning) on the other.</p> 	<p><b>14. Picture &amp; a Story</b></p> <p>Draw a picture defining each word. Write a sentence about your picture using the word.</p>	<p><b>15. Words without Vowels</b></p> <p>Write all of your words replacing vowels with a line. Go back and see if you can fill in the vowels.                      e.g. q--st--n = question</p>	<p><b>16. Train Words</b></p> <p>Write the entire list end-to-end as one long word. Write each new word in a different colour.                      e.g. trainbackstop</p>
<p><b>17. Write a Story, Poem or Song with Words</b></p> <p>Write a story using all your spelling words. Underline the words you used.</p>	<p><b>18. Bubble Letters</b></p> <p>Write your spelling words out in bubble writing.</p> 	<p><b>19. Words Within Words</b></p> <p>Write each spelling word and then write at least 2 words made from that word.                      e.g. catch - cat, hat</p>	<p><b>20. Picture words</b></p> <p>Draw a picture and hide your spelling words in the picture.</p>