


<h1>Home Learning</h1>	<h2>Year R</h2>	
	Date: 19.04.24	

Thought for the Week:
 How can you show hope and share The Good News of Jesus Christ with compassion this week?
 This week's certificate winners for compassion are Amelia and Rex!
 Well done!

Reminders:

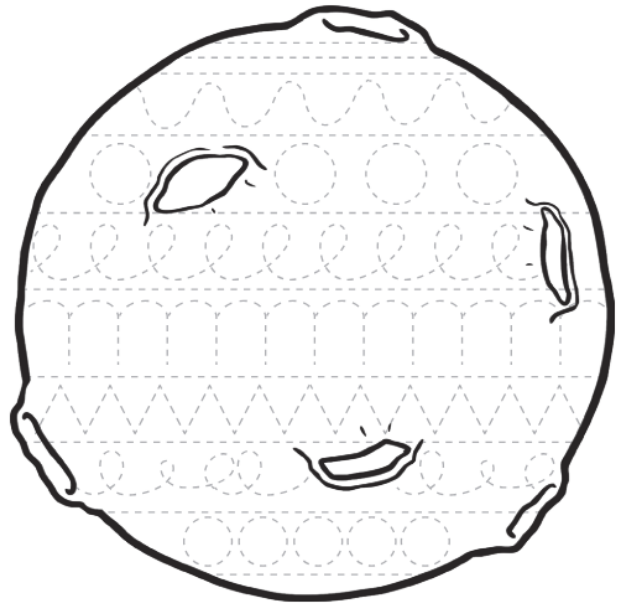
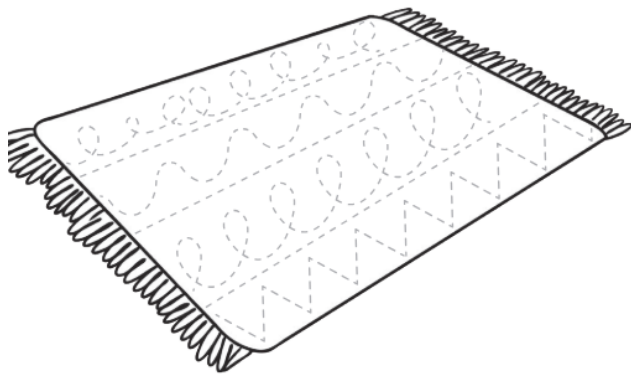
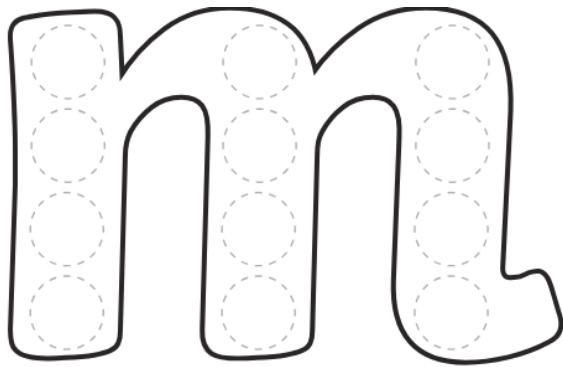
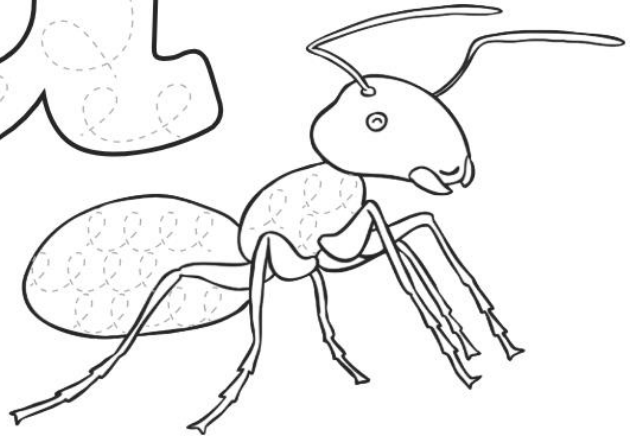
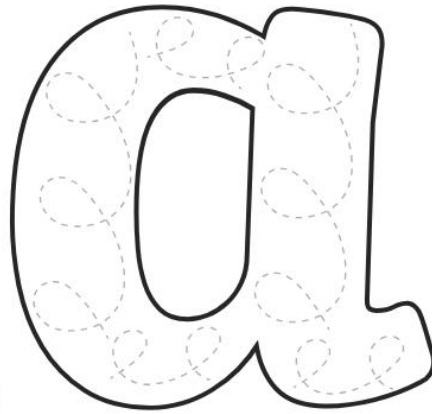

Tapestry
 Please see Tapestry for information about what we have been learning this week.

PE
 PE days are still Monday and Friday this half term. This term we are doing gymnastics in the hall on a Monday and tennis outside on a Friday. Please make sure your child has the appropriate PE kit.

RWI
 I have attached the correct phonics homework task to the home learning letter in your child's book bag to make it easier to know which group your child is in.

Home Learning Tasks	
Reading	Phonics
Please read with your child at least 5x over the week. Record any books they read (from school or home) in their reading diary.	Please help your child to practice the sounds they have learnt this week by completing the tasks below.

Sound Blending Group - This week, the children have been practicing the sounds m, a, s.
Your task this week, is to say the sounds and the pictures and then trace the patterns on
each shape. Make sure you use the correct pencil grip!



Purple Group - This week in phonics, the children have started reading new books. They have been practicing reading the words below within the story. Your task this week is to practice reading them below as speedily as you can. You could get a timer and time yourself!



Dan Ken tip-up truck mud pit back
slop cap hut

Ask children to read the root first and then the whole word with the suffix.

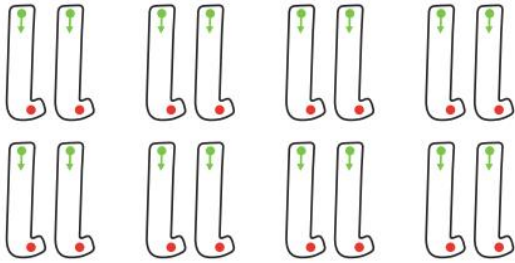
tip → tips



the	of	to
no	my	I
said	are	your
you	be	put

Red Group - This week in red group we have been recapping the sounds ss, ll, ff, zz and sh. We are particularly focusing on writing the sounds. Your task this week is to complete the activities below. Point out the sounds in words your child reads or says.

Can you write 'll'?



Can you write the 'll' sound in this word?

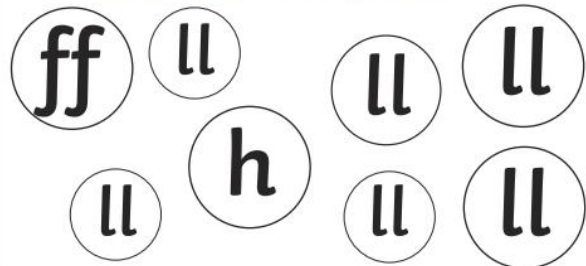


je ___ y

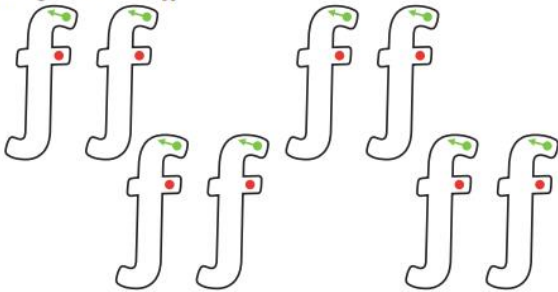
Circle the words with the 'll' sound in.




Colour all the bubbles that show 'll'.



Can you write 'ff'?




Can you write the 'ff' sound in this word?




earmu ___ s

Circle the words with the 'ff' sound in.



Colour all the bubbles that show 'ff'.



Green Group - This week in green group we have been recapping the set 2 sounds th, ch and sh and have been trying to write words that contain an adjacent consonant. Have a go at writing the words to match the pictures below.

