

**Gospel Value: Humility**  
**Catholic Virtue: Hope**

### Reminders:

- Please make sure your child comes to school wearing their P.E kit on a P.E day. Our P.E days are Wednesday and Thursday.
- Please send the reading record in daily (even when it is not book change day) so that we can record any reading that we do with your child.
- In Year 2 this week, we have been learning more about our new topic. We learnt more about the class structure and what life was like in the 17th Century! We also learnt that Samuel Pepys kept a diary and wrote about the Great Fire. It seems that he hid some of his most valuable possessions by burying them in his garden - Some parmesan cheese and some wine! In Maths, we have continued to learn about money. Please help your child by allowing them the chance to deal with money and pay for items when out shopping. In English, we have enjoyed the story "A Lion in the Meadow." We used the story to help create our own short stories!

## Home Learning Tasks









| Reading   | TTRS   | Spellings  |
|---|--|--|
| <p>If still working on RWI, please read at least 5x over the week. The children will have 2 paper books (1 RWI book and 1 reading of pleasure books).</p> <p>If your child has moved off of Read Write Inc onto Accelerated Reader, please continue to listen to your child read as much as possible.</p> <p>Their login details for Accelerated Reader is now in their Yellow Reading Records.</p> <p>Also please remember to do the quiz when you finish the book at home. Then your child can change their book in school as and when needed.</p> <p>Please find the link below.<br/><a href="https://global-zone61.renaissance-go.com/welcomeportal/1892365">https://global-zone61.renaissance-go.com/welcomeportal/1892365</a></p> | <p>We have handed out your child's login details for TT Rockstars inside their Reading Record. They can now log in at home. The 2, 5 and 10 times tables have been set for them on the "Garage" level.</p> <p>Please complete at least 15 minutes of TTRS.</p> | <p>Learn your spellings and use each word in a sentence.</p> |

Spelling rule: Adding -ing, -ed, -er, -est and -y to words ending in -e with a consonant before it.

hiking  
 hiked  
 hiker  
 nicer  
 nicest  
 shiny  
 being  
 shining  
 scary  
 scaring

Please help your child to learn all spellings and help them to use each word in a sentence.

Here are some creative ways to help your child learn their spellings.

|   |  |  |   |
|---|--|--|---|
| <p>1. ABC Order</p>  <p>Write all of your spelling words in alphabetical (ABC) order.</p>  | <p>2. Word Parts</p> <p>Write your words. Then use a coloured pencil to divide the words into syllables.<br/>                     e.g. jumping<br/>                     caterpillar</p>  | <p>3. Other Handed</p> <p>Write each word 5 times, switching the hand you write it with each time. Say the word as you spell it.</p>   | <p>4. Vowel Spotlight</p> <p>Write your words using one colour for the vowels and another colour for the consonants.<br/>                     (vowels: a, e, i, o, u)</p>   |
| <p>5. Use Technology</p> <p>Type out your spelling words on the computer. Try to use at least 4 different fonts.</p>             | <p>6. Pyramid Words</p> <p>s<br/>                     sp<br/>                     spe<br/>                     spel<br/>                     spell<br/>                     spelli<br/>                     spellin<br/>                     spelling</p> <p>(or make them boat shaped, star, smiley face, etc.)</p> | <p>7. "Ransom" Words</p> <p>"Write" your words by cutting letters out of a newspaper or magazine and gluing the letters on a piece of paper to spell your words.</p>  | <p>8. Rainbow Words</p> <p>Write your spelling words with coloured pencils. Make each letter a different colour.</p>                   |
| <p>9. Scrambled Words</p> <p>Write your words. Then write them again with the letters mixed up. Can you unscramble them again the next day?<br/>                     e.g. watch - cwhta</p>                         | <p>10. Silly Sentences</p> <p>Write 3 or more sentences that use all your spelling words.</p>   | <p>11. Prefixes and Suffixes</p> <p>Underline the prefixes and suffixes in the words you are learning. Make sure you know what they mean.<br/>                     e.g. <u>im</u>portant<br/>                     happi<u>ness</u></p>                   | <p>12. Word Search</p> <p>Create your own word search with your spellings. Show the answers to your puzzle in a different colour.</p>  |
| <p>13. Flashcards</p> <p>Make and practice with flashcards. Put the word on one side and definition (meaning) on the other.</p>  | <p>14. Picture &amp; a Story</p> <p>Draw a picture defining each word. Write a sentence about your picture using the word.</p>   | <p>15. Words without Vowels</p> <p>Write all of your words replacing vowels with a line. Go back and see if you can fill in the vowels.<br/>                     e.g. q--st--n = question</p>  | <p>16. Train Words</p> <p>Write the entire list end-to-end as one long word. Write each new word in a different colour.<br/>                     e.g. trainbackstop</p>   |
| <p>17. Write a Story, Poem or Song with Words</p> <p>Write a story using all your spelling words. Underline the words you used.</p>   | <p>18. Bubble Letters</p> <p>Write your spelling words out in bubble writing.</p>   | <p>19. Words Within Words</p> <p>Write each spelling word and then write at least 2 words made from that word.<br/>                     e.g. catch - cat, hat</p>  | <p>20. Picture words</p> <p>Draw a picture and hide your spelling words in the picture.</p>   |