


Home Learning

Year 2

Date: 18th October 2024



Gospel Value: Courage
Catholic Virtue: Hope

Reminders:

- Please make sure your child comes to school wearing their P.E kit on a P.E day. Our P.E days are Wednesday and Thursday.
- Please send the reading record in daily (even when it is not book change day) so that we can record any reading that we do with your child.
- Year 2 enjoyed a 'creation walk' at the beginning of the week. The children were thrilled to see that their bird feeders were being eaten by the birds. In History this week, the children have explored Mary Anning's letters and sketch books to gain an understanding of how historians learn about the past. In English, we've identified features of Fact Files and the children have started to write their own about Mary Anning.

Home Learning Tasks

Reading	TTRS	Spellings
<p>If still working on RWI, please read at least 5x over the week. The children will have 2 paper books (1 RWI book and 1 reading of pleasure books).</p> <p>If your child has moved off of Read Write Inc onto Accelerated Reader, please continue to listen to your child read as much as possible.</p> <p>Also please remember to do the quiz when you finish the book at home. Then your child can change their book in school as and when needed.</p> <p>https://global-zone61.renaissance-go.com/welcomeportal/1892365</p>	<p>We have handed out your child's login details for TT Rockstars inside their Reading Record. They can now log in at home. The 2, 5 and 10 times tables have been set for them on the "Garage" level.</p> <p>Please complete at least 15 minutes of TTRS.</p>	<p>Learn your spellings and use each word in a sentence.</p>

The sound /l/ spelt with '-le' at the end of words

table

apple

bottle

little

middle

able

wobble









multiple

dazzle

riddle

Please help your child to learn all spellings and help them to use each word in a sentence.

Here are some creative ways to help your child learn their spellings.

<p>1. ABC Order</p>  <p>Write all of your spelling words in alphabetical (ABC) order.</p>	<p>2. Word Parts</p> <p>Write your words. Then use a coloured pencil to divide the words into syllables. e.g. <u>jump</u>ing cater<u>pill</u>ar</p>	<p>3. Other Handed</p> <p>Write each word 5 times, switching the hand you write it with each time. Say the word as you spell it.</p>	<p>4. Vowel Spotlight</p> <p>Write your words using one colour for the vowels and another colour for the consonants. (vowels: a, e, i, o, u)</p>
<p>5. Use Technology</p> <p>Type out your spelling words on the computer. Try to use at least 4 different fonts.</p> 	<p>6. Pyramid Words</p> <p style="text-align: center;">s sp spe spel spell spelli spelling spelling spelling</p> <p>(or make them boat shaped, star, smiley face, etc.)</p>	<p>7. "Ransom" Words</p> <p>"Write" your words by cutting letters out of a newspaper or magazine and gluing the letters on a piece of paper to spell your words.</p> 	<p>8. Rainbow Words</p> <p>Write your spelling words with coloured pencils. Make each letter a different colour.</p> 
<p>9. Scrambled Words</p> <p>Write your words. Then write them again with the letters mixed up. Can you unscramble them again the next day? e.g. watch - cwhta</p>	<p>10. Silly Sentences</p> <p>Write 3 or more sentences that use all your spelling words.</p> 	<p>11. Prefixes and Suffixes</p> <p>Underline the prefixes and suffixes in the words you are learning. Make sure you know what they mean. e.g. <u>im</u>portant happ<u>iness</u></p>	<p>12. Word Search</p> <p>Create your own word search with your spellings. Show the answers to your puzzle in a different colour.</p> 
<p>13. Flashcards</p> <p>Make and practice with flashcards. Put the word on one side and definition (meaning) on the other.</p> 	<p>14. Picture & a Story</p> <p>Draw a picture defining each word. Write a sentence about your picture using the word.</p>	<p>15. Words without Vowels</p> <p>Write all of your words replacing vowels with a line. Go back and see if you can fill in the vowels. e.g. q--st--n = question</p>	<p>16. Train Words</p> <p>Write the entire list end-to-end as one long word. Write each new word in a different colour. e.g. <u>train</u><u>back</u><u>stop</u></p>
<p>17. Write a Story, Poem or Song with Words</p> <p>Write a story using all your spelling words. Underline the words you used.</p>	<p>18. Bubble Letters</p> <p>Write your spelling words out in bubble writing.</p> 	<p>19. Words Within Words</p> <p>Write each spelling word and then write at least 2 words made from that word. e.g. catch - cat, hat</p>	<p>20. Picture words</p> <p>Draw a picture and hide your spelling words in the picture.</p>