


# Home Learning

## Year 1

Date: Friday 5th January



Gospel Value-**Compassion** Catholic Virtue-**Faith**

### Class News

**PLEASE NOTE THAT THIS NEWSLETTER IS ACCESSABLE ON THE SCHOOL WEBSITE IN THE YEAR 1 SECTION MAKING IT EASIER FOR YOU TO ACCESS THE HYPERLINKS.**

### Thank You

We'd like to take this opportunity to thank you for your lovely cards, presents and kind words before the Christmas Holidays. We greatly appreciate your generosity.

The children have settled back after the Holidays beautifully and have been working very hard.

### Read, Write Inc. Groups

This week the children have been assessed and regrouped ready for next week. On Wednesday this week, your child will have brought Reading for Pleasure books home and their Read, Write Inc book will have been collected in. This allows us to ensure all books are back before starting new groups. On Monday next week, your child will start a new book and will bring the corresponding "book bag book" home with them on Wednesday.

### PE Days

We will be continuing to have PE lessons on Wednesdays and Fridays this term.

### RHE

Next week in Relationships and Health Education, the session refers back to the account of Jesus welcoming the little children, to show that God created us to follow the cycle of life and He loves us at every stage. We are created to grow, change and learn about the love of God and how we can share it with others.

The session then moves to looking at the specifics of the human life cycle, and children will be encouraged to celebrate how they have already changed and grown.

## Home Learning Tasks


<u>Reading</u>	<u>Times Table Rock Stars</u>	<u>Spellings/Phonics</u>
Please read at least 5x over the week. Please remember to write in their reading journals so we can count their reads. Remember that in their daily phonics lessons the children participate in reading activities.	As detailed above, you have access to times table rockstars. Have fun working on counting in 10s and the 10 times table. To help your child with the games online, when children are presented with 2X10 for example, you could ask your child to count in 10s, perhaps presenting them with 2 wooden blocks or drawing 2 long lines to represent 10. The children are very experienced in counting in 10s. Have fun.	The children who have purple RWI reading books have continued learning the Set 3 Sounds detailed below. Please revisit all Set 2 sounds and the Set 3 sounds..

ea   
cup of tea


oi   
spoil the boy


Set 3 sounds

a-e   
make a cake

i-e   
nice smile

o-e   
phone home

u-e   
huge brute

aw   
yawn at dawn

are   
care and share

ur   
nurse with a purse

er   
a better letter

ow   
brown cow

ai   
snail in the rain

oa   
goat in a boat

ew   
chew the stew


ire   
fire, fire!

ear   
hear with your ear


ure   
sure it's pure


Set 2 sounds


ay   
may I play?


ee   
what can you see?


igh   
fly high

ow   
blow the snow


oo   
poo at the zoo

oo   
look at a book


ar   
start the car

or   
shut the door

air   
that's not fair

ir   
whirl and twirl

ou   
shout it out

oy   
toy for a boy