


Home Learning

Year 1



Date: Friday 27th September

Gospel Value-Humility
Catholic Virtue-Charity

Reminders

We will be having a Parent's Evening on **Tuesday 1st October** from 1pm-6pm. The office will send out information in order for you to book a 10 minute appointment. The meetings will give us the opportunity to discuss how your child has settled and to talk about how they are approaching their learning and ways that you can support at home.

Year 1 will be leading a class assembly on **Wednesday 16th October at 2.40**. You are very welcome to attend.

RHE next week.

The session we are teaching next week is linked to children's emotional wellbeing. It is called –Feelings, Likes and Dislikes.

In this session, children will watch a video where two presenters, Zoe and Joey, are trying to understand the feelings inside their heads. Children will realize that we all have different feelings at different times, and different likes and dislikes too. Children will take part in activities to help them understand and articulate their own feelings and how other people's feelings might differ from theirs.

Times Table Rock Stars

In your child's yellow reading record book, you will see that on the inside back cover we have provided details of your child's user name and password for Times Table Rock Stars.

<https://trockstars.com/>

Times Tables Rock Stars is a maths programme that takes all the worry out of learning times tables and has a proven track record of boosting children's fluency and recall in multiplication and division.

When you enter the site, you will be asked for the school name or postcode. Our Postcode is DT4 0RH.(That's a zero.)

From here you then enter the username and password and your child will have access to fun games involving the 10s and 5 times tables.

In reception the children learned to count in 10s and 5s, and we will be continuing to work with them on this this year. Please help your child build their fluency by playing the games. I think they'll really enjoy it.

Reading



























We thank you for recording every time you read with your child at home in their yellow book.

The children will receive certificates and badges for reading 30, 60, 100 and 150 times.

We ask that the children's bookbags are in school **every Wednesday** in order for us to give them their new books. We thank you for your support.

Handwriting

To help support your child with their handwriting please use these rhymes from Read Write Inc.

<p>a</p>  <p>Around the apple and down the leaf.</p>	<p>b</p>  <p>Down the laces to the heel and around the toe.</p>	<p>c</p>  <p>Curl around the caterpillar.</p>	<p>d</p>  <p>Around the dinosaurs bottom, up his tall neck & down to his toes.</p>	<p>e</p>  <p>Lift off the top and scoop out the egg.</p>	<p>f</p>  <p>Down the stem and draw the leaves.</p>
<p>g</p>  <p>Around the girls face, down her hair and give her a curl.</p>	<p>h</p>  <p>Down the head, to his hooves and over his back.</p>	<p>i</p>  <p>Down the body and dot for the head.</p>	<p>j</p>  <p>Down his body, curl, dot for his head.</p>	<p>k</p>  <p>Down the kangaroo's body tail and leg.</p>	<p>l</p>  <p>Down the long leg.</p>
<p>m</p>  <p>Down Maisie, mountain, mountain.</p>	<p>n</p>  <p>Down Nobby and over his net.</p>	<p>o</p>  <p>All around the orange.</p>	<p>p</p>  <p>Down the pirates plait and around his face.</p>	<p>qu</p>  <p>Round her head, up past her earring, down her hair, and flick.</p>	<p>r</p>  <p>Down the robots back and curl over his arm.</p>
<p>s</p>  <p>Slither down the snake.</p>	<p>t</p>  <p>Down the tower, across the tower.</p>	<p>u</p>  <p>Down and under, up to the top and draw the puddle.</p>	<p>v</p>  <p>Down a wing, up a wing.</p>	<p>w</p>  <p>Down, up, down, up.</p>	<p>x</p>  <p>Down the arm and leg, repeat the other side.</p>
<p>y</p>  <p>Down a horn, up a horn and under head.</p>	<p>z</p>  <p>Zig-zag-zig.</p>				

Phonics

Please continue to practise going over these sounds with your child.



Home Learning Tasks		
Reading	Times Table Rock Stars	Phonics
<p>Please read at least 5x over the week.</p> <p>Remember that from next Wednesday your child will start bringing home their books. Please remember to write in their reading journals so we can count their reads.</p> <p>Remember that in their daily phonics lessons the children participate in reading activities.</p>	<p>Very soon we will be sending out Log In Information related to our online learning platform, Times Table Rock Stars which allows the children to practice their times tables. Children in Year 1 practise counting in 10s and progress to counting in 5s</p> <p>It's very exciting so please watch this space for further information.</p>	<p>To help consolidate the work the children are working on in phonics, we ask that you access the following website which has excellent phonics games designed to help the children improve their reading:</p> <p>https://www.phonicsplay.co.uk/resources</p>

Free Games on Phonics Play-

<https://www.phonicsplay.co.uk/resources>

