


Home Learning

Year 1



Date: Friday 6th March 2025

Gospel Value: Integrity
Catholic Virtue-Hope

Dates for your Diary

Wednesday 19th March-2.40-Year 1 Class Assembly

Tuesday 25th March-Parents' Evening 1-6pm-Years Reception, 1, 5 and 6.

Junk Request

This half term the children will be learning about following instructions in Computing and will be making rockets from large plastic bottles.

Please could you donate one or more 2 litre plastic bottles for your child to help them with this work.

We will be starting our rocket creations at the end of March so please do start donating when you can.

Thank you.

Relationships and Health Education

Next week in RHE we will be starting a unit of work called Keeping Safe. We are continuing to work on Session 1 which is called 'Good and Bad Secrets.' In this session, the children will learn the difference between good secrets that are safe to keep, and bad secrets that are unsafe to keep. They will help 'Super Susie' to decide whether some secrets she is asked to keep are good or bad, and what to do about it. Through activities and teaching, children will learn how to resist pressure when feeling unsafe.

Oxford Reading Owl Books

Every week we will continue to assign an online book (that is in line with their daily reading in school and you will be able to help your child read it and access online questions to check comprehension. We ask that you write in your child's reading record when you have shared the online book at home. We hope you and your child enjoy this extra excellent reading resource.

Please also remember to sign and comment in the reading log when you have shared your child's Read Write Inc. Book at home. This book is directly linked to your child's reading stage and is a home book that strengthens and reinforces the reading material your child accesses in their daily phonic lessons.

WOW Slips

Thank you for sharing your child's wow moments with us, the children are so happy to share these wonderful achievements with the class.

If you ever need any more slips, please let us know and we'll pop them in your child's bookbag.

Reading

We thank you for recording every time you read with your child at home in their yellow book.

The children will receive certificates and badges for reading 30, 60, 100 and 150 times.

We ask that the children's bookbags are in school **every Wednesday** in order for us to give them their new books. We thank you for your support.

Handwriting and Phonics Support

On the following pages we have provided you with resources to support your child's learning at home.

We ask that you take time to refer to these with your child on a regular basis to help them progress with their learning. If your child can read the 'red' words on the last page, please ask them to try to spell them. Thank you.

Home Learning Tasks

Reading	Times Table Rock Stars
<p>Please read at least 5 times over the week. Remember that from next Wednesday your child will start bringing home their books. Please remember to write in their reading journals so we can count their reads. Remember that in their daily phonics lessons the children participate in reading activities.</p>	<p>Times Table Rock Stars allows the children to practice their times tables. Children in Year 1 practise counting in 10s , 5s and 2s. PLEASE NOTE THE CHILDREN HAVE ACCESS TO ALL THE TIMES TABLES SO PLEASE CONTINUE TO HELP THEM DEVELOP THEIR SKILLS, especially if they are now on 33, 44 or 55 club.</p>

Maths Games

As part of their work on Counting in Tens and understanding Place Value, the children have thoroughly enjoyed the following games. Please have a play at home:

- <https://ictgames.com/sharkNumbers/mobile/index.html>
- <https://www.topmarks.co.uk/learning-to-count/place-value-basketball>
- <https://www.topmarks.co.uk/learning-to-count/paint-the-squares>

Splat square is a teaching tool that you can use at home, especially when working on your child's 2s,5s and 10 times tables. The children can use the 100 square to 'splat' their multiples of 2s, 5s or 10s and spot the patterns they have made. It's also very good when identifying and splatting odd and even numbers.



Free Games on Phonics Play-

<https://www.phonicsplay.co.uk/resources>



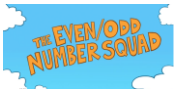
Maths Songs

Here are some songs we sing in Maths that you may like to share at home to reinforce your child's understanding,

<https://numberock.com/lessons/adding-doubles/>



<https://numberock.com/lessons/even-and-odd-numbers/>



<https://www.youtube.com/watch?v=4ZPgFfo0l3k>




<https://www.youtube.com/watch?v=8nokRGhevCw&list=PLQ9tM66CfklyxJqDujlZZjJOkgfHaISko&index=6>



<https://www.youtube.com/watch?v=guNdJ5MtX1A>



<https://www.youtube.com/watch?v=74JhwbsVXQ8>



<https://www.youtube.com/watch?v=bGetqbgDVaA>




























<https://www.youtube.com/watch?v=K6DSMZ8b3LE>



<https://www.youtube.com/watch?v=bkd-QFD7vMA>



<p>a</p>  <p>Around the apple and down the leaf.</p>	<p>b</p>  <p>Down the laces to the heel and around the toe.</p>	<p>c</p>  <p>Curly around the caterpillar.</p>	<p>d</p>  <p>Around the dinosaurs bottom, up his tall neck & down to his toes.</p>	<p>e</p>  <p>Lift off the top and scoop out the egg.</p>	<p>f</p>  <p>Down the stem and draw the leaves.</p>
<p>g</p>  <p>Around the girls face, down her hair and give her a curl.</p>	<p>h</p>  <p>Down the head, to his hooves and over his back.</p>	<p>i</p>  <p>Down the body and dot for the head.</p>	<p>j</p>  <p>Down his body, curl, dot for his head.</p>	<p>k</p>  <p>Down the kangaroo's body tail and leg.</p>	<p>l</p>  <p>Down the long leg.</p>
<p>m</p>  <p>Down Maisie, mountain, mountain.</p>	<p>n</p>  <p>Down Nobby and over his net.</p>	<p>o</p>  <p>All around the orange.</p>	<p>p</p>  <p>Down the pirates plait and around his face.</p>	<p>qu</p>  <p>Round her head, up past her earring, down her hair, and flick.</p>	<p>r</p>  <p>Down the robots back and curl over his arm.</p>
<p>s</p>  <p>Slither down the snake.</p>	<p>t</p>  <p>Down the tower, across the tower.</p>	<p>u</p>  <p>Down and under, up to the top and draw the puddle.</p>	<p>v</p>  <p>Down a wing, up a wing.</p>	<p>w</p>  <p>Down, up, down, up.</p>	<p>x</p>  <p>Down the arm and leg, repeat the other side.</p>
<p>y</p>  <p>Down a horn, up a horn and under head.</p>	<p>z</p>  <p>Zig-zag-zig.</p>				

Phonics

Please continue to practise going over these sounds with your child.

My Sound Mat



nk

I think I stink



ay

May I play?



ee

What can you see?



igh

Fly high



ow

Blow the snow



oo

Poo at the zoo



oo

Look at a book



ar

Start the car



or

Shut the door



air

That's not fair



ir

Whirl and swirl



ou

Shout it out



oy

Toy from a boy



ea

Cup of tea



oi

Spill the boy

My Sound Mat



a-e

Make a cake



i-e

Nice smile



o-e

Phone home



u-e

Huge brute



aw

Yawn at dawn



ur

Nurse with a purse



er

A better letter



ow

Brown cow



ai

Snail in the rain



oa

Goat in a boat



ew

Chew and stew



ire

Fire fire



ear

Hear with your ear



ure

Sure its pure



are

Care and share

Red Words

the
to
I
go
so
no

Red Words

of
all
are
her
was
they

Red Words

want
some
come
where
there
when

Red Words

he
she
we
me
be
you

Red Words

my
do
said
your
have
like

Red Words

what
by
why
does
now
who