


Home Learning

Year 1

Date: Friday 5th July



Gospel Value-All Values

Class News

PLEASE NOTE THAT THIS NEWSLETTER IS ACCESSIBLE ON THE SCHOOL WEBSITE IN THE YEAR 1 SECTION MAKING IT EASIER FOR YOU TO ACCESS ANY HYPERLINKS.

Well Done

The children have been busy this week.

They visited Year 2 on Tuesday and were full of excitement on their return. As part of our English work on Letter Writing, we wrote thank you letters to Mrs Derrian and Mr. Boucher telling them what we enjoyed about the visit.

The children have been busy preparing for their class assembly and if you're able to attend, it would be lovely to see you.

The assembly takes place at 2.40 on Wednesday 10th July.

In Maths we've continued our work on telling the time and the passage of time and have continued to sing the following songs.

Here are links to those songs if you'd like to sing them at home:

DAYS OF THE WEEK SONG

<https://www.youtube.com/watch?v=mXMofxtDPUQ>

MONTHS OF THE YEAR SONG

<https://www.youtube.com/watch?v=Fe9bnYRzFvk>

In Geography we're comparing urban and rural areas and have been learning about Naro Maru in Kenya as a rural location and have been developing our knowledge of physical and human features.

In RE we have been considering how we can be good neighbours and how we can use our gospel values.

Next week in RHE/PSHE we will be continuing to work on how people help us.

The children will learn:

- To call 999 in an emergency and ask for ambulance, police and/or fire brigade
- That if they require medical help but it is not an emergency, basic First Aid should be used instead of calling 999
- Some basic principles of First Aid

Phonics Games

Sometimes in class we play phonics games. To help strengthen your child's reading skills you might like to look at these games available on:



<https://www.phonicsplay.co.uk/resources>


















Home Learning Tasks

<u>Reading</u>	<u>Times Table Rock Stars</u>	<u>Spellings/Phonics</u>
<p>Please read at least 5x over the week.</p> <p>Please remember to write in their reading journals so we can count their reads.</p> <p>Remember that in their daily phonics lessons the children participate in reading activities.</p>	<p>Have fun working on counting in 10s and the 10 times table and on counting in 5s and the 5 times table.</p> <p>To help your child with the games online, when children are presented with 2X10 for example, you could ask your child to count in 10s, perhaps presenting them with 2 wooden blocks or drawing 2 long lines to represent 10.</p> <p>The children are very experienced in counting in 10s and also in 5s. Have fun.</p>	<p>The children who have purple RWI reading books have continued learning the Set 3 Sounds detailed below. Please revisit all Set 2 sounds and the Set 3 sounds..</p>

Set 2 sounds

<p>ay</p>  <p>may I play?</p>	<p>ee</p>  <p>what can you see?</p>	<p>igh</p>  <p>fly high</p>	<p>ow</p>  <p>blow the snow</p>	<p>oo</p>  <p>poo at the zoo</p>
<p>oo</p>  <p>look at a book</p>	<p>ar</p>  <p>start the car</p>	<p>or</p>  <p>shut the door</p>	<p>air</p>  <p>that's not fair</p>	<p>ir</p>  <p>whirl and twirl</p>
		<p>ou</p>  <p>shout it out</p>	<p>oy</p>  <p>toy for a boy</p>	

Set 3 sounds

<p>ea</p>  <p>cup of tea</p>	<p>oi</p>  <p>spoil the boy</p>			
<p>a-e</p>  <p>make a cake</p>	<p>i-e</p>  <p>nice smile</p>	<p>o-e</p>  <p>phone home</p>	<p>u-e</p>  <p>huge brute</p>	<p>aw</p>  <p>yawn at dawn</p>
<p>are</p>  <p>care and share</p>	<p>ur</p>  <p>nurse with a purse</p>	<p>er</p>  <p>a better letter</p>	<p>ow</p>  <p>brown cow</p>	<p>ai</p>  <p>snail in the rain</p>
<p>oa</p>  <p>goat in a boat</p>	<p>ew</p>  <p>chew the stew</p>	<p>ire</p>  <p>fire, fire!</p>	<p>ear</p>  <p>hear with your ear</p>	<p>ure</p>  <p>sure it's pure</p>