


Home Learning

Reception

Date: Friday 24th January 2025



Gospel Value-Humility
Catholic Virtue-Hope

Dates for your Diary

Wednesday 12th March-3.30pm Reception Art Gallery Showing, information to follow on Parentmail

Monday 10th March Reception Vision Screening

Tuesday 25th March-Parents' Evening 1-6pm-Years Reception, 1, 5 and 6.

Congratulations to Arthur and Lily - our Humility Certificate winners this week!

Donation request

If you have any toy vehicles or people/figures, which you are happy to donate to the class; they would be very gratefully received.
Thank you!

Oxford Reading Owl Books

The children have finished their first week in new phonics groups and have been fantastic at quickly settling in to them! Every week we will assign an online book and quiz (that is in line with the children's daily reading in school) and you will be able to help your child read it and access online questions to check comprehension. We ask that you write in your child's reading record when you have shared the online book at home. We hope you and your child enjoy this extra excellent reading resource.

Please also remember to sign and comment in the reading log when you have shared your child's Read Write Inc. Book at home. This book is directly linked to your child's reading stage and is a home book that strengthens and reinforces the reading material your child accesses in their daily phonic lessons.

WOW Slips

Thank you for sharing your child's wow moments with us, the children are so happy to share these wonderful achievements with the class. These are a great quick alternative to Tapestry and spare slips are kept in the Reception/Year 1 foyer if you ever need more.

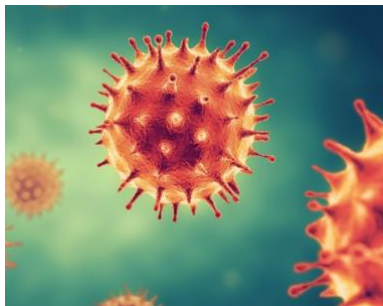
Book-bags

We kindly ask that the children's book-bags are in school **every Wednesday** in order for us to give them their new books. We thank you for your support.

Home Learning Tasks

Writing

This week the children have begun letter formation practice of capital letters and continued to Fred Talk and blend, to label their pictures. See if you can label one of these photographs or a picture from a newspaper/magazine. This is a great oracy task to, as it is easy to encourage children to answer some Who, What, Why, I wonder...questions related to the photo.



Early Mathematics



























The class are really focusing on the composition within numbers up to 10. In particular comparing groups of numbers up to 10 and representing numbers using different loose objects. Maybe you could go on a hunt to look for 10 types of one object eg shells or sticks etc and ask the children to split them into two groups. Encourage the children to say what they notice about the groups eg more/less/fewer, short/long, small/large. Can they quickly say how many is in each group without counting (subitise)? Can they make a reasonable guess of how many objects must be in one of the groups if you hide them?

Phonics

Please continue to practice going over these sounds with your child even just 5 minutes here and there really helps. A favourite phonics song of the children's at the moment is:

<https://m.youtube.com/watch?v=WZ3ouqIJHM>

It covers all set one sounds plus the first set of 'special friends' – two letters, one sound! Be warned though, it's catchy!

 <p>a</p>	 <p>b</p>	 <p>c</p>	 <p>d</p>	 <p>e</p>	 <p>f</p>
<p>Around the apple and down the leaf.</p>	<p>Down the laces to the heel and around the toe.</p>	<p>Curl around the caterpillar.</p>	<p>Around the dinosaurs bottom, up his tall neck & down to his toes.</p>	<p>Lift off the top and scoop out the egg.</p>	<p>Down the stem and draw the leaves.</p>
 <p>g</p>	 <p>h</p>	 <p>i</p>	 <p>j</p>	 <p>k</p>	 <p>l</p>
<p>Around the girls face, down her hair and give her a curl.</p>	<p>Down the head, to his hooves and over his back.</p>	<p>Down the body and dot for the head.</p>	<p>Down his body, curl, dot for his head.</p>	<p>Down the kangaroo's body tail and leg.</p>	<p>Down the long leg.</p>
 <p>m</p>	 <p>n</p>	 <p>o</p>	 <p>p</p>	 <p>qu</p>	 <p>r</p>
<p>Down Maisie, mountain, mountain.</p>	<p>Down Nobby and over his net.</p>	<p>All around the orange.</p>	<p>Down the pirates plait and around his face.</p>	<p>Round her head, up past her earring, down her hair, and flick.</p>	<p>Down the robots back and curl over his arm.</p>
 <p>s</p>	 <p>t</p>	 <p>u</p>	 <p>v</p>	 <p>w</p>	 <p>x</p>
<p>Slither down the snake.</p>	<p>Down the tower, across the tower.</p>	<p>Down and under, up to the top and draw the puddle.</p>	<p>Down a wing, up a wing.</p>	<p>Down, up, down, up.</p>	<p>Down the arm and leg, repeat the other side.</p>
 <p>y</p>	 <p>z</p>				
<p>Down a horn, up a horn and under head.</p>	<p>Zig-zag-zig.</p>				

Please do not feel the need to complete all of these tasks, they are only suggestions.

Mrs Phelan